

Implementing Human Rights and the 2030 Agenda

Marc Titus D. Cebreros
Human Rights Indicators and Data Unit
marc.cebreros@un.org



The SDGs as a Rights-Based Agenda

- Explicitly grounded in HR instruments
- Important substantive convergence of goals and targets with HR obligations
- Endorses HR cross-cutting principles: people-centered, universality, equality and non-discrimination, interdependence & indivisibility, accountability, participation
- At least 2/3 of globally-agreed SDG indicators are directly relevant to implementation and measurement of human rights, including the right to development



Human rights priorities for SDG implementation

1. Alignment with international human rights standards
2. Leaving no one behind
3. Active and meaningful participation
4. Robust accountability
5. Partnerships for development



Looking forward

- SDGs are an important tool for eradicating inequalities but States are lagging behind in implementation across the board.
- Using a HRBA in implementing the SDGs would facilitate implementation and help in addressing inequalities.
- UN SDG Fund / Human Rights Mainstreaming Fund
- OHCHR tools and resources



RESOURCES

Universal Human Rights Index

OHCHR.org English Français Español русский العربية 中文

UNITED NATIONS HUMAN RIGHTS OFFICE OF THE HIGH COMMISSIONER UNIVERSAL HUMAN RIGHTS INDEX

UHRI HOME Search: BASIC ADVANCED DOCUMENT SEARCH Summary by: COUNTRY SDGS

SEARCH HELP

- Classification system
- Search tips
- Abbreviations

RELATED LINKS

- Treaty bodies
- Special procedures
- Universal periodic review

Sustainable Development Goals - Mauritius

Mauritius

This page allows the user to search for recommendations by Sustainable Development Goals and their targets.



Other resources:

SDG-updated Tables of Illustrative Human Rights Indicators

Table 14 Illustrative indicators on the right to life (universal declaration of human rights, art. 3)				
	Arbitrary deprivation of life	Disappearances of individuals	Health and nutrition	Death penalty
Structural	<ul style="list-style-type: none"> International human rights treaties relevant to the right to life ratified by the State Date of entry into force and coverage of the right to life in the constitution or other forms of superior law Date of entry into force and coverage of domestic laws for implementing the right to life Existence of independent national human rights institutions in compliance with the Paris Principles [16.8.1] 	<ul style="list-style-type: none"> Date of entry into force and coverage of habeas corpus provision in the constitution 	<ul style="list-style-type: none"> Time frame and coverage of national policy on health and nutrition 	<ul style="list-style-type: none"> Number of subnational administrative entities that have abolished death penalty Date of entry into force and coverage of safeguards for those facing death penalty (including minimum age, pregnancy, mother of young children, disabilities)
Process	<ul style="list-style-type: none"> Proportion of received complaints on the right to life investigated and adjudicated by the national human rights institution, human rights ombudsperson or other mechanisms and the proportion of these responded to effectively by the Government Proportion of communications from the Special Rapporteur on extrajudicial, summary or arbitrary executions responded to effectively by the Government in the reporting period Proportion of law enforcement officials and custodial staff trained in rules of conduct concerning proportional use of force, arrest, detention, investigation and treatment of persons in custody Proportion of law enforcement officials formally investigated for physical or non-physical abuse or crime that caused death or threatened life in the reporting period Proportion of formal investigations of law enforcement officials resulting in disciplinary action or prosecution in the reporting period Ratio of persons brought into formal contact with law enforcement authorities (i.e., suspected, arrested or cautioned) for alleged arbitrary deprivation of life / homicides (intentional and non-intentional) to number of reported cases Proportion of persons brought into formal contact with law enforcement authorities for alleged deprivation of life / homicides (intentional and non-intentional) who are convicted Proportion of identified perpetrators of reported cases of arbitrary deprivation of life prosecuted, arrested, adjudicated, convicted or serving sentence in the reporting period 	<ul style="list-style-type: none"> Proportion of communications from the Working Group on Enforced or Involuntary Disappearances responded to effectively by the Government in the reporting period Proportion of cases where pretrial detention exceeded the legally stipulated time limit Number of habeas corpus and similar petitions filed in courts in the reporting period, per 1,000 persons detained Ratio of persons brought into formal contact with law enforcement authorities for alleged disappearance / abduction to number of reported cases Proportion of persons brought into formal contact with law enforcement authorities for alleged disappearance / abduction who are convicted 	<ul style="list-style-type: none"> Proportion of population using safely managed drinking water services [6.1.1] Proportion of births attended by skilled health personnel [3.1.2] Prevalence of undernourishment [2.1.1] Proportion of targeted population covered by public nutrition supplement programmes Proportion of population using safely managed sanitation services, including a hand-washing facility with soap and water [6.2.1] Proportion of the target population covered by all vaccines included in their national programme [3.b.1] Coverage of essential health services (defined as the average coverage of essential services based on tracer interventions that include reproductive, maternal, newborn and child health, infectious diseases, non-communicable diseases and service capacity and access, among the general and the most disadvantaged population) [3.8.1] 	<ul style="list-style-type: none"> Number of convicted persons on death row in the reporting period, on a specified date, including by age, sex (pregnancy, motherhood status) and nationality Average time spent by convicted persons on death row Proportion of accused persons facing capital punishment provided with access to a lawyer or legal aid Proportion of convicted persons facing capital punishment exercising the right to have their sentence reviewed by a higher court Reported cases of expulsion or imminent expulsion of persons to a country where they may face the death penalty
Outcome	<ul style="list-style-type: none"> Number of victims of intentional homicide per 100,000 population, by sex and age [16.1.1] Number of deaths in custody per 1,000 detained or imprisoned persons, by cause of death (e.g., illness, suicide, homicide) Reported cases of arbitrary deprivation of life and death threats (e.g., as reported to the Special Rapporteur on extrajudicial, summary or arbitrary executions) 	<ul style="list-style-type: none"> Reported cases of disappearance (e.g., as reported to the Working Group on Enforced or Involuntary Disappearances) Proportion of cases of disappearance clarified, by status of person at the date of clarification (at liberty, in detention or dead) 	<ul style="list-style-type: none"> Under-five [3.2.1] and neonatal mortality rates [3.2.2] Maternal mortality ratio [3.1.1] Life expectancy at birth or age 1 Prevalence of and death rates associated with communicable and non-communicable diseases (e.g., HIV/AIDS [3.3.1], malaria, tuberculosis [3.3.2], [3.3.3], and hepatitis b [3.3.4]) 	<ul style="list-style-type: none"> Proportion of death sentences commuted Number of executions (under death penalty)
<p>Number of verified cases of killing, kidnapping, enforced disappearance, arbitrary detention, and torture of journalists, associated media personnel, trade unionists and human rights advocates in the previous 12 months [16.10.1]</p> <p>Number of conflict-related deaths per 100,000 population by sex, age and cause [16.1.2]</p> <p>All indicators should be disaggregated by prohibited grounds of discrimination [17.18.1], as applicable and reflected in metadata sheets</p>				

[] Sustainable Development Goals-related or corresponding indicators.



Other resources:

SDG-Complementary Structural and Process Indicators: World Maps of States' Acceptance of HR Standards and Cooperation with International HR Mechanisms

Map: Acceptance of 9 Individual Complaints Procedures



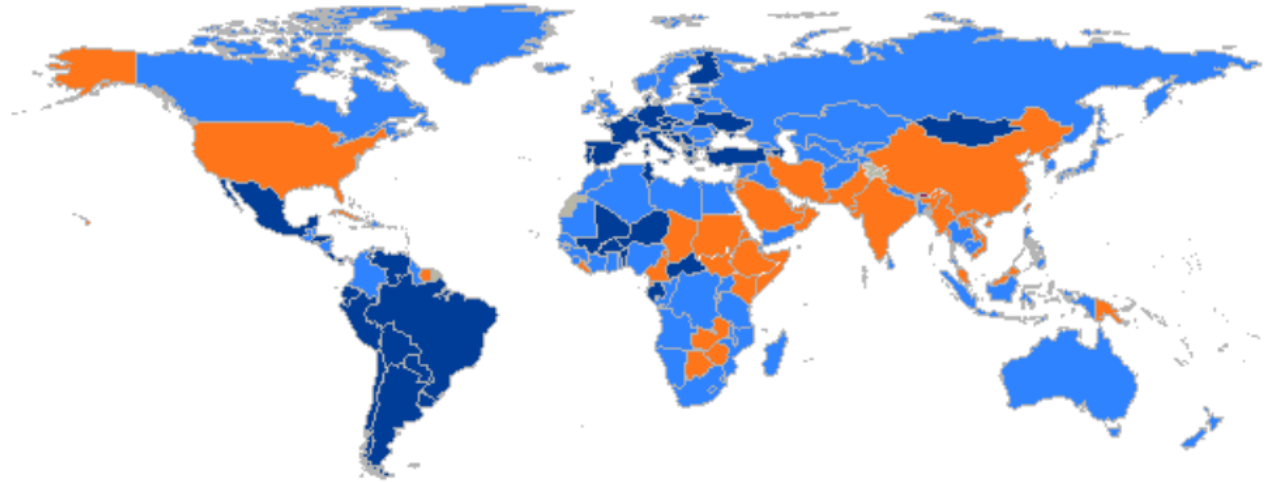
Map: Reporting compliance by State parties to the human rights treaty bodies



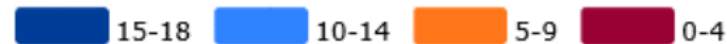
Map: Standing Invitations for Country Visits to the Special Procedures



Map: Accreditation of National Human Rights Institutions

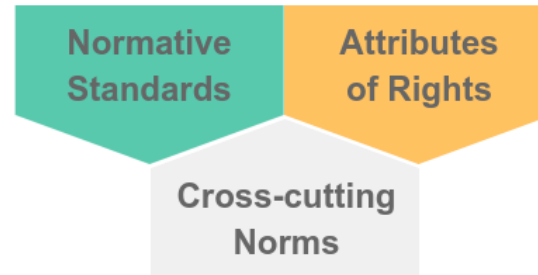


Status of Ratifications



Other resources:

OHCHR Human Rights Indicators Guide

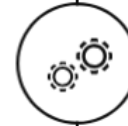


Specific information

- on an event, activity or outcome that can be related to human rights norms
- that reflects human rights concerns
- used to assess and track human rights realization



Structural | States' commitment



Process | States' efforts



Outcome | Rights-holders' advancement



Other resources:



BUILDING TRUST IN DATA AND STATISTICS, AND LEAVING NO ONE BEHIND

HOW IS OHCHR SUPPORTING MEMBER STATES?

The Office of the United Nations High Commissioner for Human Rights (OHCHR) is strengthening institutional linkages and collaboration between National Human Rights Institutions (NHRIs) and National Statistical Offices (NSOs) to monitor and evaluate public policies from a human rights perspective, through the use of a model Memorandum of Understanding (MoU) as a tool for the formalization of collaborative working relationships. These MoUs seek to assist parties in sharing knowledge and expertise and in collaborating on official data collection, dissemination and analysis.

The diagram consists of a central circle with five segments, each with an icon and a label:

- STANDARDIZE**: Icon of a checklist.
- EMBED IN EXISTING DATA ECOSYSTEM**: Icon of a cloud and a smartphone.
- COLLABORATE WITH AGILITY**: Icon of two hands shaking.
- PROMOTE NATIONAL OWNERSHIP**: Icon of a globe with people icons.
- ENHANCE SUSTAINABILITY**: Icon of three hands holding a globe.

As of July 2021, OHCHR has 10 MoUs in place in the Philippines, Mongolia, Moldova, Kosovo* Albania, Uganda, Kenya, Liberia, Mexico and Occupied Palestinian Territory.

*Reference to Kosovo shall be understood to be in the context of Security Council resolution 1244 (1999)

Logos at the bottom: UNITED NATIONS HUMAN RIGHTS OFFICE OF THE HIGH COMMISSIONER and **STAND UP FOR HUMAN RIGHTS** #STANDUP4HUMANRIGHTS

THANK YOU



United Nations **Human Rights**
Office of the High Commissioner for Human Rights

