



UNITED NATIONS  
HUMAN RIGHTS  
OFFICE OF THE HIGH COMMISSIONER

# Foundations – Promoting the Rights of Persons with Disabilities through the Sustainable Development Goals

## A Resource Package

Online Training Module – Session 2

Presenter's name

*Event or meeting title*

*Platform, (Date)*

© United Nations, 2022 – These presentation slides form part of the OHCHR *Promoting the Rights of Persons with Disabilities through the Sustainable Development Goals: A Resource Package.*

# **Teams tech help slides**

**(Templates by Training for Change)**

# Set-up

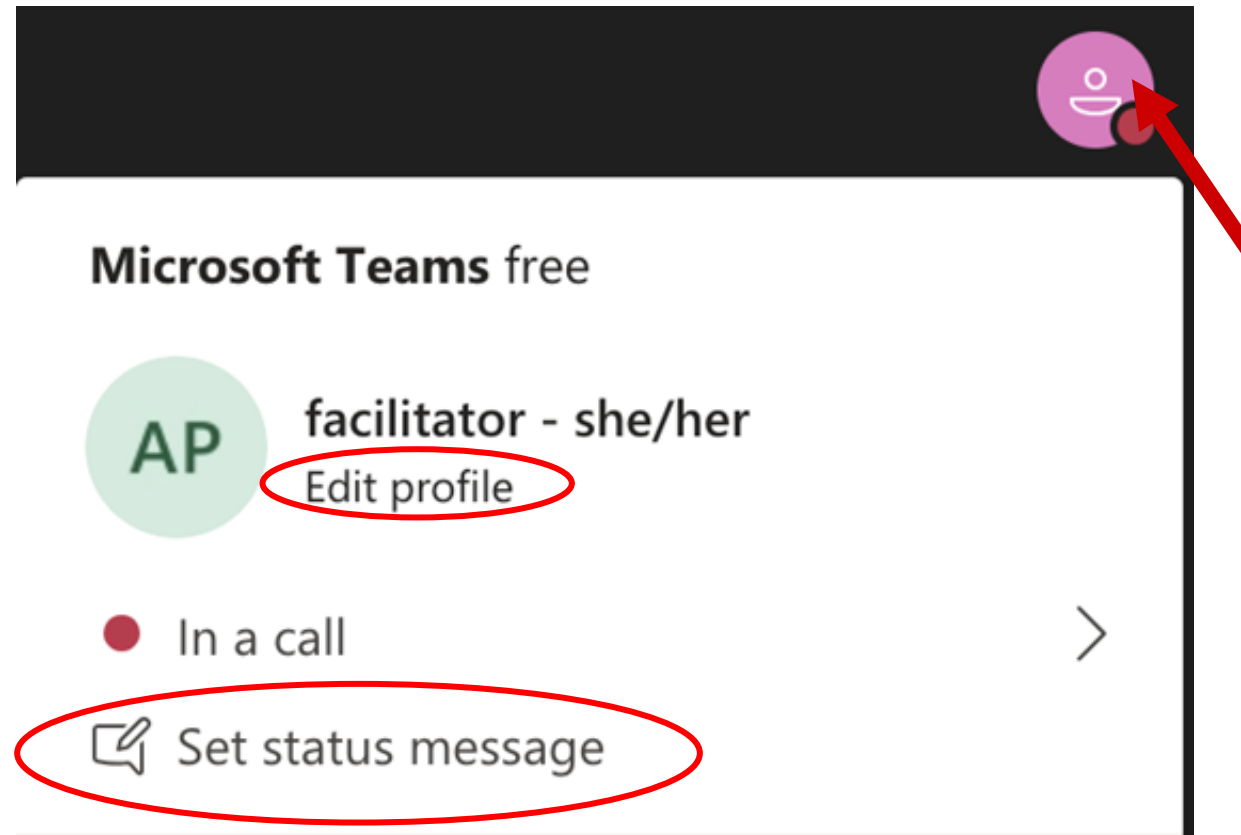
**Click Unmute and  
Start Video to say  
hello**

**Raise your  
hand**


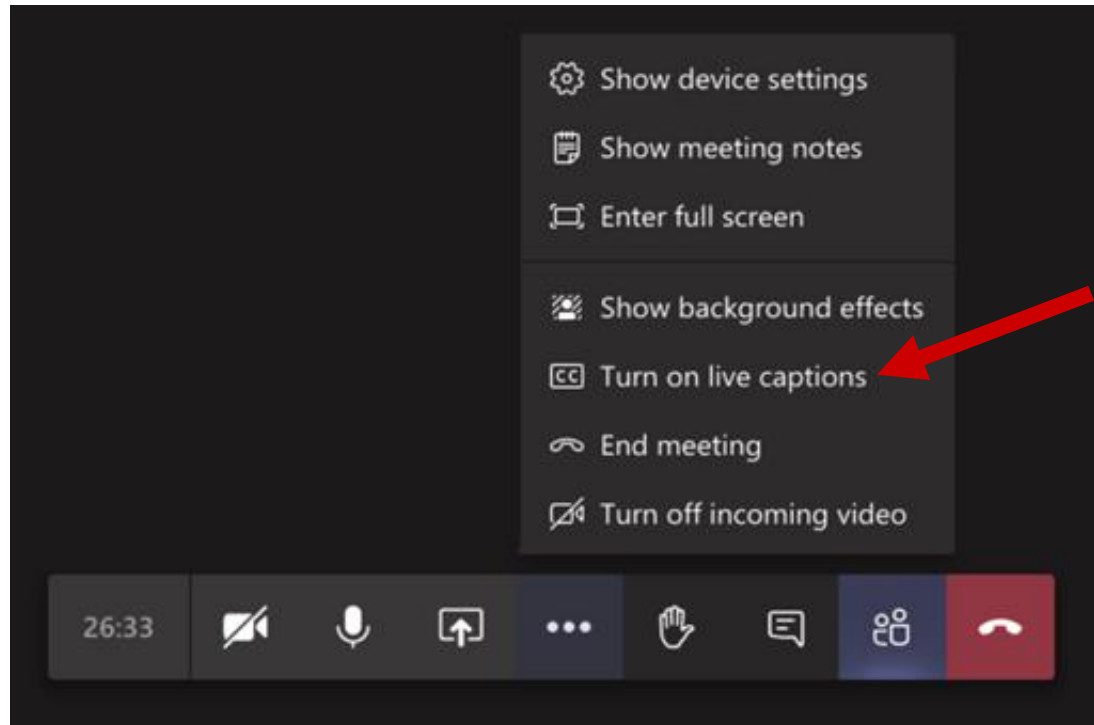


**Click Participants  
and Chat**

**Rename yourself: Click the icon on the top right corner, click “Edit profile” to change your name and add your pronouns. Click “Set status message” to write your organization and location.**



# Closed Captions



# **Zoom tech help slides**

**(Templates by Training for Change)**

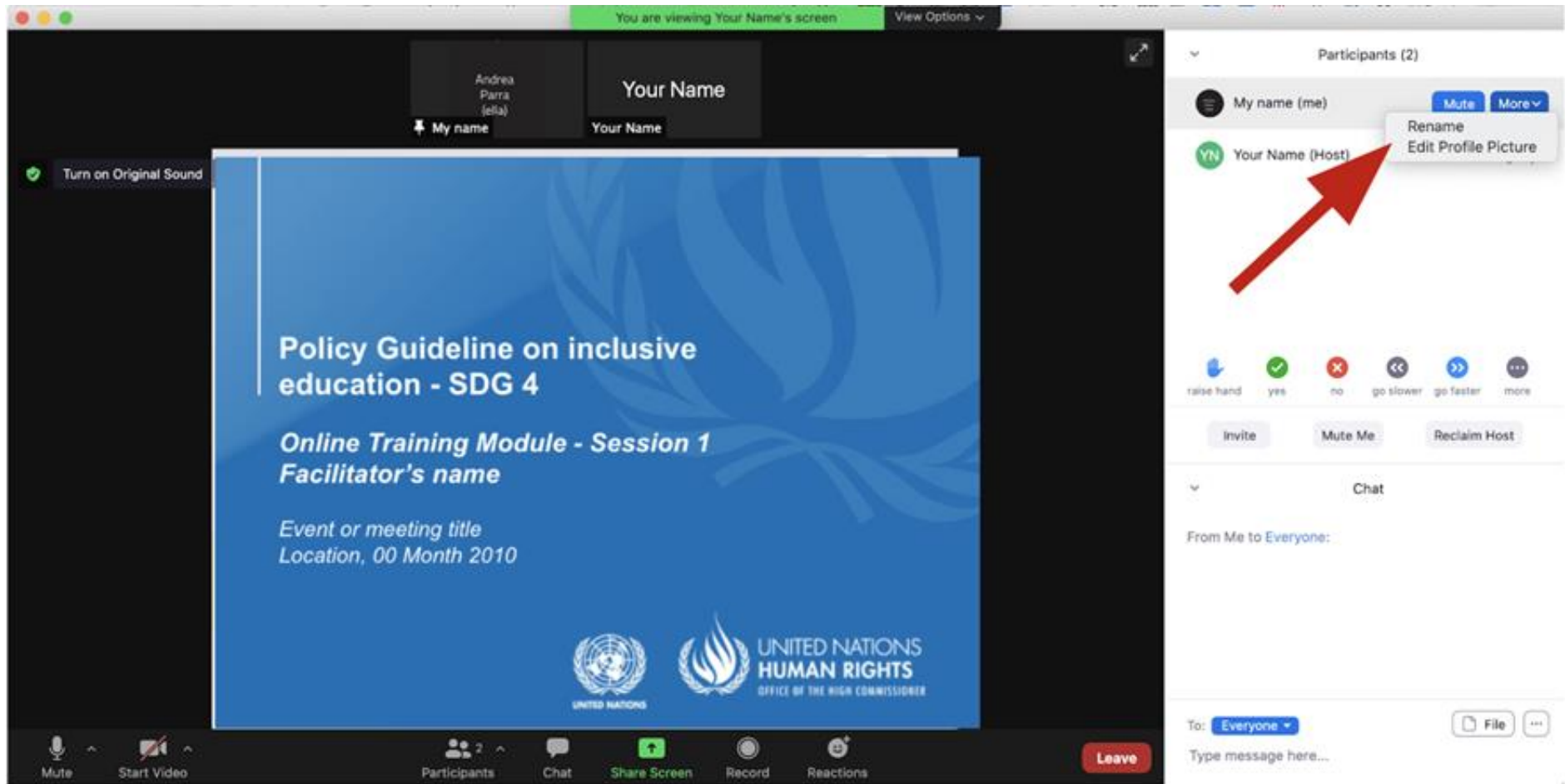
# Set-up

**Click Unmute and  
Start Video to say  
hello**



**Click Participants  
and Chat**

**Rename yourself: Find your name at the top of the Participants list, click "More" then "Rename". Add your pronouns & location.**



The screenshot displays a Zoom meeting interface. At the top, a green bar indicates "You are viewing Your Name's screen" with a "View Options" dropdown. The main content area shows a presentation slide with the following text: "Policy Guideline on inclusive education - SDG 4", "Online Training Module - Session 1", "Facilitator's name", "Event or meeting title", and "Location, 00 Month 2010". The slide also features the United Nations and United Nations Human Rights Office of the High Commissioner logos. The bottom of the slide has the text "UNITED NATIONS HUMAN RIGHTS OFFICE OF THE HIGH COMMISSIONER".

On the right side, the "Participants (2)" list is visible. It shows two participants: "My name (me)" and "Your Name (Host)". A red arrow points to the "More" button next to "Your Name (Host)", which has opened a dropdown menu with options "Rename" and "Edit Profile Picture". Below the participants list are controls for "raise hand", "yes", "no", "go slower", "go faster", and "more". At the bottom of the participants list are buttons for "Invite", "Mute Me", and "Reclaim Host".

The bottom of the screen shows the Zoom control bar with icons for "Mute", "Start Video", "Participants", "Chat", "Share Screen", "Record", "Reactions", and a red "Leave" button.



# Raise your hand

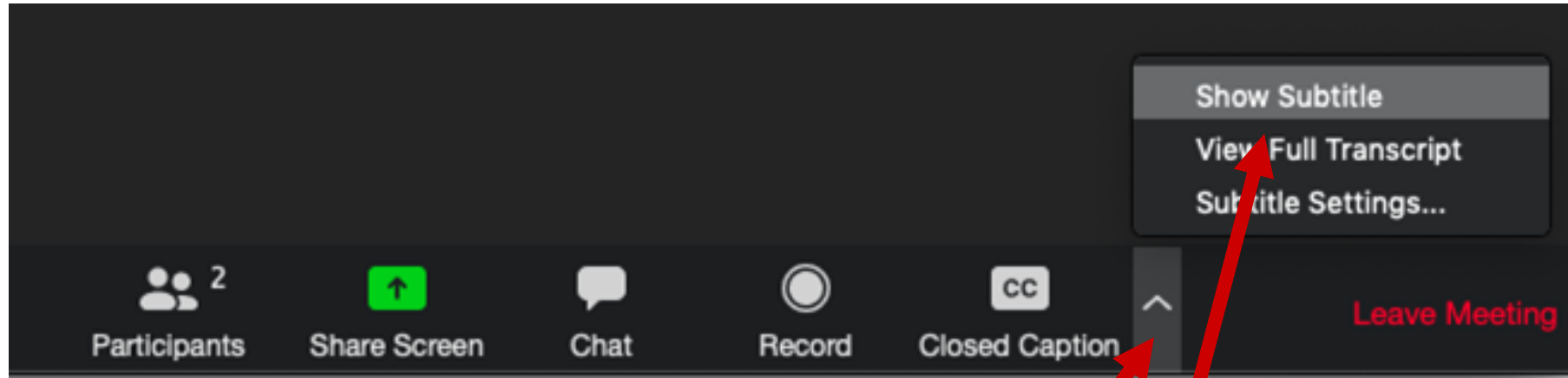
- **Use the participants menu tool**

**--or--**


- **Type \* in chat**
- **\*9 on phone**
- **Alt+Y on keyboard**



# Closed Captioning



**Click arrow next to “Closed Caption” and click “Show Subtitle”**



# Be present



- **Remove distractions**



- **Get a beverage**



- **Get note-taking materials**



- **Center yourself**

# Welcome!

**Please share in chat or out loud something that stuck with you from the previous session.**

# Objectives of the module

- **Become familiar with the various components of the Office of the United Nations High Commissioner for Human Rights' Resource Package on Promoting the Rights of Persons with Disabilities through the Sustainable Development Goals**
- **Gain an understanding of key human rights concepts that underpin a rights-based approach to disability-inclusive development.**
- **Gain an understanding of the structural requirements that enable the implementation of all the Sustainable Development Goals with a disability rights lens.**
- **Identify concrete steps that policymakers can take to implement general requirements and foundations for the inclusion of persons with disabilities.**

# Agenda

**Start time: 00:00**

- **Core pillars**
- **Structural requirements for enabling environments**

**Closing time:**


# Instructions

- **Take a moment to review the Core Pillars Infocard**
- **We will spin the wheel of pillars and the wheel of stories.**
- **We will read the story of the character and you will write in the corresponding slide examples of how that pillar would look like if it were applied to the situation.**




# Non-Discrimination. Character:

*Double-click a note to edit*




# Accessibility. Character:

*Double-click a note to edit*




# Supports and Assistive Technology. Character:

*Double-click a note to edit*




# Participation. Character:

*Double-click a note to edit*



# Awareness-raising. Character:

*Double-click a note to edit*



**Break! Come back at :00**

# Foundations video

# **Six structural requirements to create enable legal, policy and programming environments**

- **Governance**
- **Participation**
- **Legislation**
- **Accountability & Monitoring**
- **Capacity Building**
- **International Cooperation**



# **Governance**

**Good governance that promotes the effective inclusion of people with disabilities includes the following eight components:**

- **Institutional design**
- **Twin-track approach**
- **Assessment**
- **Partnerships**
- **Budget**
- **Disability Markers**
- **Procurement**
- **Data Collection**

# Governance - Breakout Groups

- **In trios pick two of these elements to talk about.**
- **Review the Governance Infocard handout**
- **Answer:**
  - **How does this element exist currently in your country or context?**
  - **What is missing so that element can support good governance and inclusive policies?**
  - **How do you find out information about this element in your context?**

# Participation

- 
- 

- 
- 
-

# Legislation

- 
- 

- 
- 
-

# Capacity-building

- 
- 

- 
- 
-

# Accountability and Monitoring

- 
- 

- 
- 
-

# International cooperation

- 
- 

- 
- 
-

# **Breakout Groups – Structural requirements**

- **Open the Structural Requirements Handout.**
- **Open the expanded character story and discuss the question underneath the story.**



# Participation

- 
- 

- 
- 
-

# Legislation

- 
- 

- 
- 
-

# Capacity-building

- 
- 

- 
- 
-

# Accountability and Monitoring

- 
- 

- 
- 
-

# International cooperation

- 
- 

- 
- 
-

# **Wrap-up and Next Steps**

**(Add dates of next trainings and any follow-up information here)**

**(Contact information for questions)**

# Closing

**Share in chat or out loud – One takeaway from this module.**

# Resources

- **Resource package link**
  - **Policy Guidance**
  - **Human Rights Indicators**
  - **Data Sources Guidance**
  - **Training Materials**
  - **Videos**
- **(Add other relevant resources)**



**Thank you!**

**For further information,  
please contact:**