



UNITED NATIONS
HUMAN RIGHTS
OFFICE OF THE HIGH COMMISSIONER

Policy Guidance on Sustainable Cities and Communities – Sustainable Development Goal 11: Promoting the Rights of Persons with Disabilities through the Sustainable Development Goals

A Resource Package

Online Training Module – Session 2
Presenter's name

*Event or meeting title
Platform, (Date)*

© United Nations, 2022 – These presentation slides form part of the OHCHR *Promoting the Rights of Persons with Disabilities through the Sustainable Development Goals: A Resource Package.*

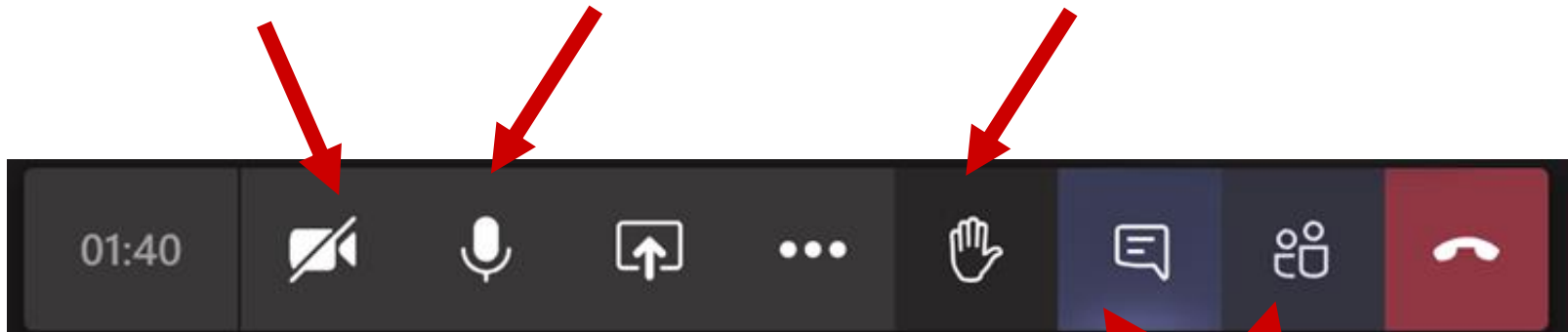
Teams tech help slides

(Templates by Training for Change)

Set-up

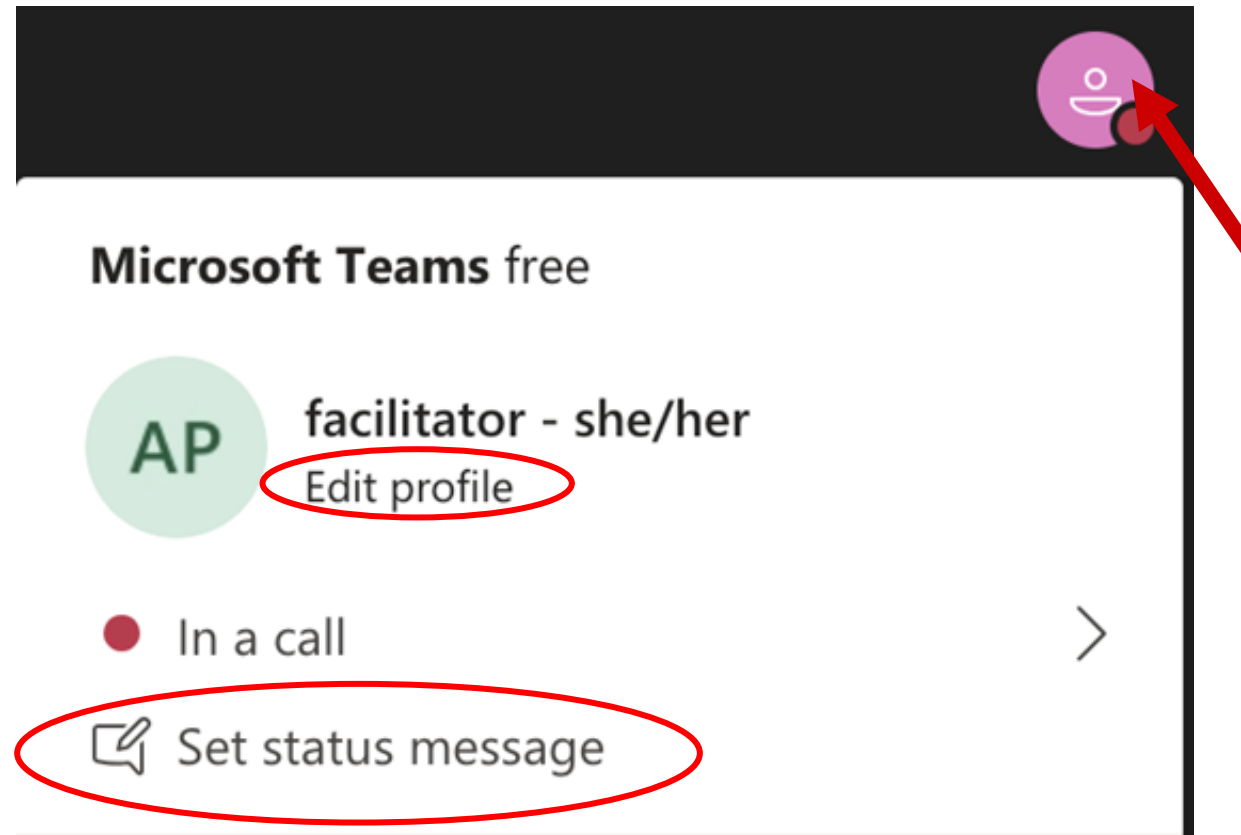
**Click Unmute and
Start Video to say
hello**

**Raise your
hand**


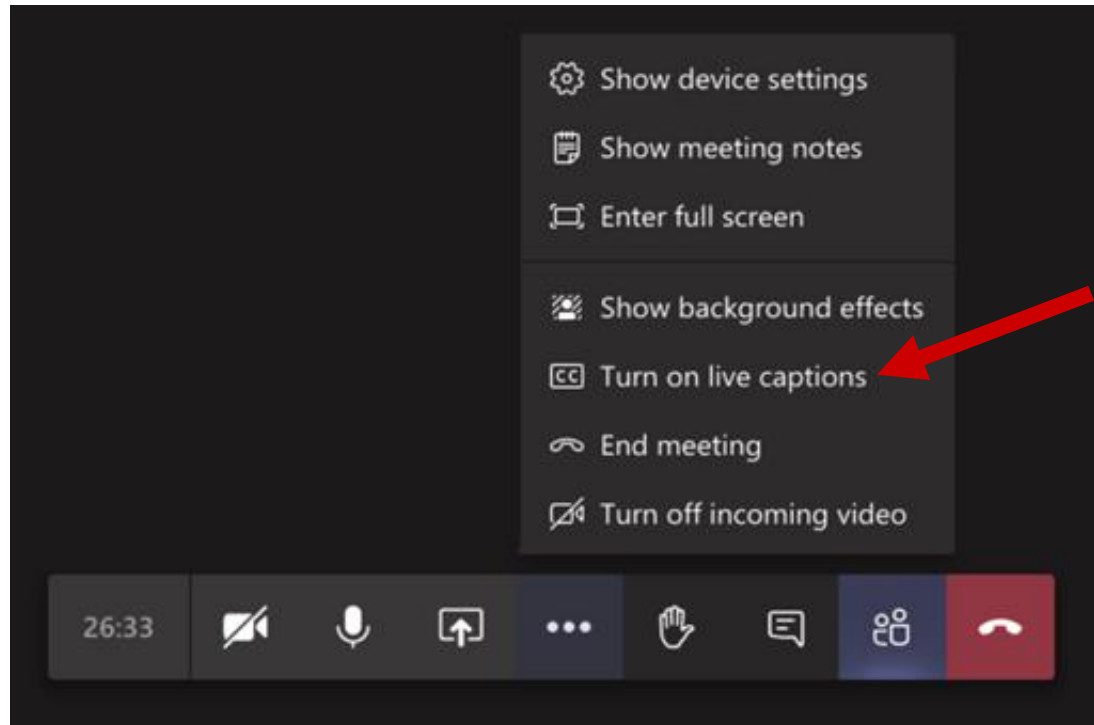


**Click Participants
and Chat**

Rename yourself: Click the icon on the top right corner, click “Edit profile” to change your name and add your pronouns. Click “Set status message” to write your organization and location.



Closed Captions

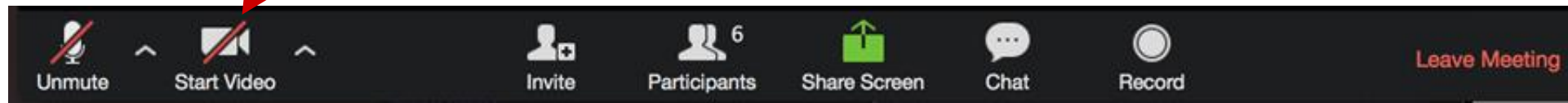


Zoom tech help slides

(Templates by Training for Change)

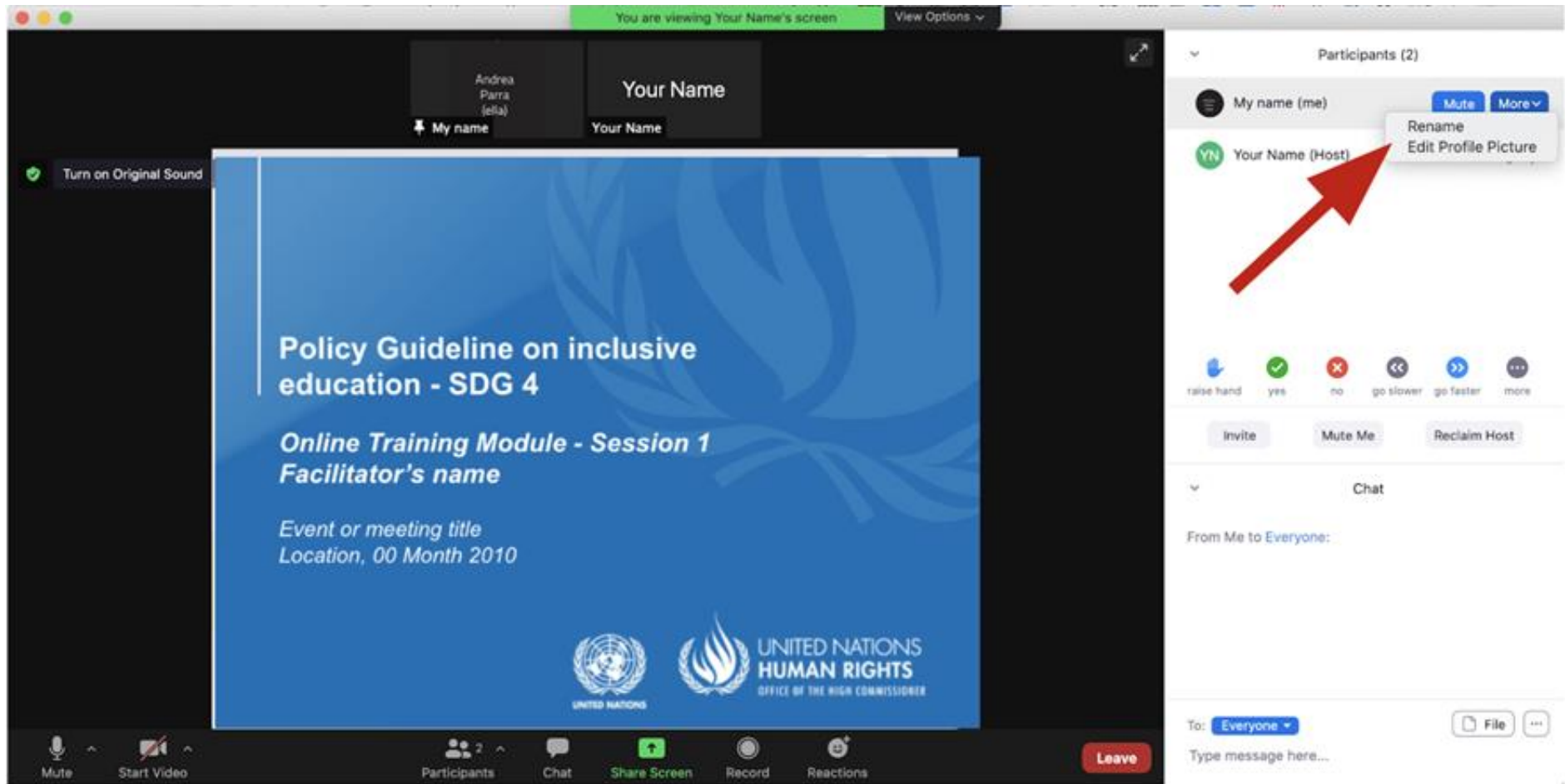
Set-up

**Click Unmute and
Start Video to say
hello**



**Click Participants
and Chat**

Rename yourself: Find your name at the top of the Participants list, click "More" then "Rename". Add your pronouns & location.



The screenshot displays a Zoom meeting interface. At the top, a green bar indicates "You are viewing Your Name's screen" with a "View Options" dropdown. The main content area shows a presentation slide with the following text: "Policy Guideline on inclusive education - SDG 4", "Online Training Module - Session 1", "Facilitator's name", "Event or meeting title", and "Location, 00 Month 2010". The slide also features the United Nations and United Nations Human Rights Office of the High Commissioner logos. The bottom of the slide has the text "UNITED NATIONS HUMAN RIGHTS OFFICE OF THE HIGH COMMISSIONER".

On the right side, the "Participants (2)" list is visible. It shows two participants: "My name (me)" and "Your Name (Host)". A red arrow points to the "More" button next to "Your Name (Host)", which has opened a dropdown menu with options "Rename" and "Edit Profile Picture". Below the participants list are controls for "raise hand", "yes", "no", "go slower", "go faster", and "more". At the bottom of the participants list are buttons for "Invite", "Mute Me", and "Reclaim Host".

The bottom of the screen shows the Zoom control bar with icons for "Mute", "Start Video", "Participants", "Chat", "Share Screen", "Record", "Reactions", and a red "Leave" button.

Raise your hand

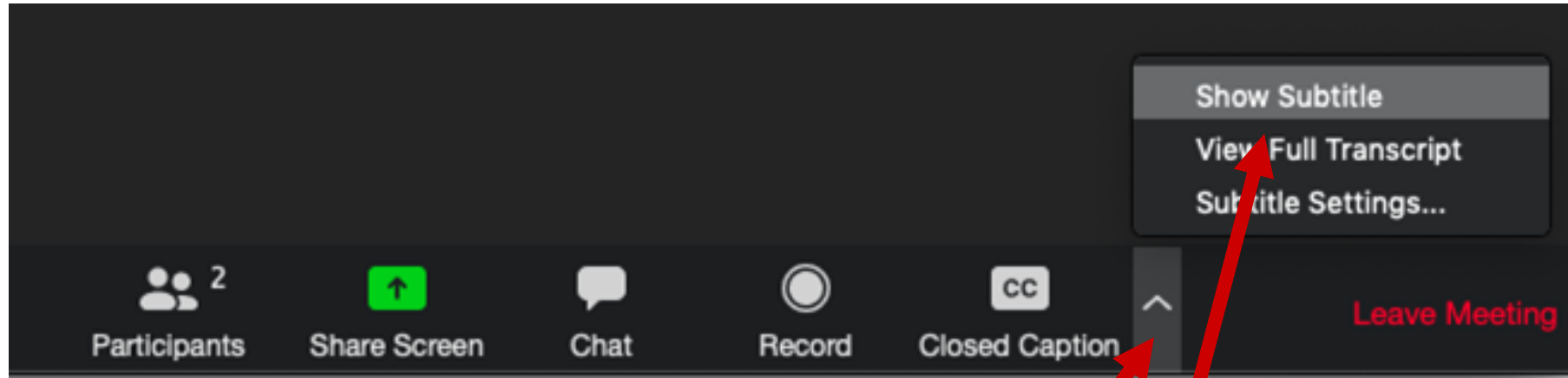
- **Use the participants menu tool**

--or--


- **Type * in chat**
- ***9 on phone**
- **Alt+Y on keyboard**



Closed Captioning



Click arrow next to “Closed Caption” and click “Show Subtitle”



Be present



- **Remove distractions**



- **Get a beverage**



- **Get note-taking materials**



- **Center yourself**

Welcome!

Please share in chat one thing that stuck with you from last session.

Objectives of the module

- **Become familiar with the various components of the Office of the United Nations High Commissioner for Human Rights' Resource Package on Promoting the Rights of Persons with Disabilities through the Sustainable Development Goals.**
- **Gain an understanding of the current situation in terms of the barriers persons with disabilities face in cities and urban settlements.**
- **Identify concrete steps that policymakers can take to guarantee inclusive cities and communities in the process of implementing Sustainable Development Goal 11 with a disability rights lens.**
- **Obtain additional information to support the implementation of measures to ensure inclusive cities and communities in their own context.**

Short Video

As you watch and listen, pay attention to the different stories highlighted and the issues shared and proposed.

Please share in chat any reactions to the video.

What are some ways in which your current cities or towns are accessible or inaccessible for people with disabilities?

Accessible

-
-
-

Inaccessible

-
-
-
-

Breakout groups

- **Each group has a character assigned**
- **Review the handout: A day in the life of...**
- **Discuss the questions about their situation**

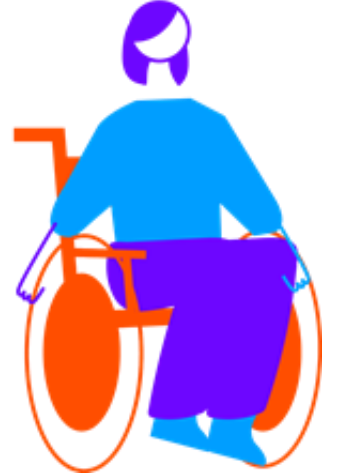
Group 1 – Alicia

*Discuss: What are Alicia's needs?
Is your city accessible or inaccessible to her? What's needed to improve
her situation in terms of accessibility and urban planning?*

-
-
-

-
-

Alicia



Group 2 – Chao Fah & Arthit

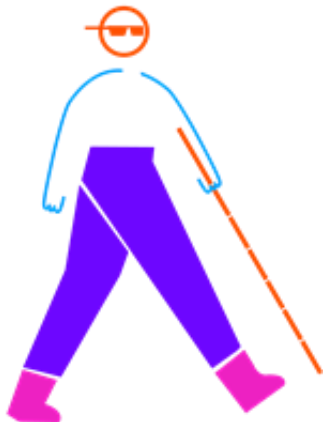
Discuss:
What are Chao Fah & Arthit's needs? Is your city accessible or inaccessible to them? What's needed to improve their situation in terms of accessibility and urban planning?

-
-
-
-

ARTHIT



CHAO FAH



Group 3 – Aminata & Julius

Discuss:
What are Aminata & Julius' needs? Is your city accessible or inaccessible to them? What's needed to improve their situation in terms of accessibility and urban planning?



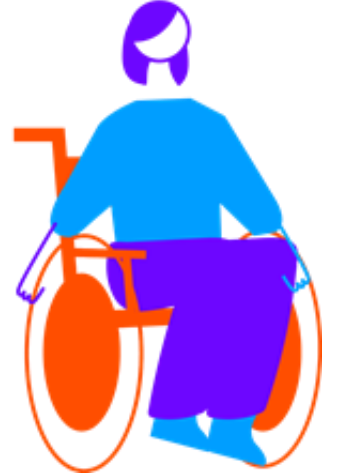
-
-
-
-
-

Group 4 – Alicia

*Discuss: What are Alicia's needs?
Is your city accessible or inaccessible to her? What's needed to improve
her situation in terms of accessibility and urban planning?*

-
-
-
-

Alicia



Group 5 – Chao Fah & Arthit

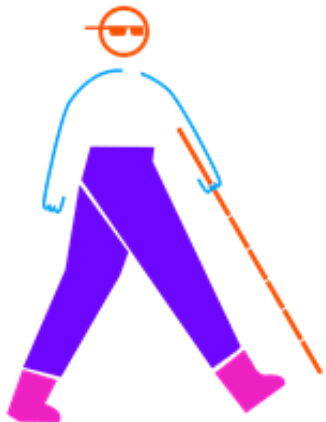
Discuss:
What are Chao Fah & Arthit's needs? Is your city accessible or inaccessible to them? What's needed to improve their situation in terms of accessibility and urban planning?

-
-
-
-

ARTHIT



CHAO FAH



Group 6 – Aminata & Julius

Discuss:
What are Aminata & Julius' needs? Is your city accessible or inaccessible to them? What's needed to improve their situation in terms of accessibility and urban planning?



-
-
-

-
-

Welcome back!

Please share in chat or out loud some of the insights you had in this activity

Break! Come back at :00

Implementation Challenge: What do our cities need?



Group 1 – What actions could ensure inclusive cities under each category? After listing the actions pick one or two and discuss what would it take to implement it in your contexts.

Accessible housing	Accessible transportation	Accessible public spaces
▪	▪	▪
▪	▪	▪
▪	▪	▪
▪	▪	

Group 2 – What actions could ensure inclusive cities under each category? After listing the actions pick one or two and discuss what would it take to implement it in your contexts.

Accessible housing	Accessible transportation	Accessible public spaces
▪	▪	▪
▪	▪	▪
▪	▪	▪
▪	▪	

Group 3 – What actions could ensure inclusive cities under each category? After listing the actions pick one or two and discuss what would it take to implement it in your contexts.

Accessible housing	Accessible transportation	Accessible public spaces
▪	▪	▪
▪	▪	▪
▪	▪	▪
▪	▪	

Group 4 – What actions could ensure inclusive cities under each category? After listing the actions pick one or two and discuss what would it take to implement it in your contexts.

Accessible housing	Accessible transportation	Accessible public spaces
▪	▪	▪
▪	▪	▪
▪	▪	▪
▪	▪	

Group 5 – What actions could ensure inclusive cities under each category? *After listing the actions pick one or two and discuss what would it take to implement it in your contexts.*

Accessible housing	Accessible transportation	Accessible public spaces
▪	▪	▪
▪	▪	▪
▪	▪	▪
▪	▪	

Group 6 – What actions could ensure inclusive cities under each category? *After listing the actions pick one or two and discuss what would it take to implement it in your contexts.*

Accessible housing	Accessible transportation	Accessible public spaces
▪	▪	▪
▪	▪	▪
▪	▪	▪
▪	▪	

Welcome back!

Please share in chat or out loud what are some ideas you came up in your groups about how to implement actions to ensure inclusive cities.

Closing

**One commitment you
are making to make
your cities and
communities for
inclusive? Who in your
context can hold you
accountable to it?**

Name

Name

Name

Name

Name

Name

Name

Name

Name

Name

Name

Resources

- **Resource package link**
 - **Policy Guidance**
 - **Human Rights Indicators**
 - **Data Sources Guidance**
 - **Training Materials**
 - **Videos**
- **(Add other relevant resources)**

Thank you!

**For further information,
please contact:**